





District Health Assessment for District 119 through June 2025

|  |  | Clubs        |                     |             |   |           |                 |                        | Membership               |                                     |                             |         |          |  |   | Member Strength            |                               | Cancellation                         |                            | Reports                             |                              |                      | Finance                          | Leadership                       |                                |                                  |                                |
|--|--|--------------|---------------------|-------------|---|-----------|-----------------|------------------------|--------------------------|-------------------------------------|-----------------------------|---------|----------|--|---|----------------------------|-------------------------------|--------------------------------------|----------------------------|-------------------------------------|------------------------------|----------------------|----------------------------------|----------------------------------|--------------------------------|----------------------------------|--------------------------------|
| District Name  | Status/<br>Number of Months<br>in Status * | Active Clubs | Clubs in Status Quo | Total Clubs | % Status Quo<br>in Financial Suspension | New Clubs | Cancelled Clubs | YTD Net Club Gain/Loss | Current Members In Clubs | Current Members In Status Quo Clubs | Current Total Members Count | YTD Add | YTD Drop | YTD NetGrowth (includes Active and Status Quo) | YTD NetGrowth% (includes Active and Status Quo) | Member Count 12 Months Ago | Average Member Count Per Club | % of Clubs with less than 20 members | Average Cancelled Club Age | Members Lost Due to Cancelled Clubs | % of Clubs Reporting Service | % No MMR in 3 Months | % No Officer Report in 12 months | % of Clubs with balance 90+ days | Number of Zone Chairs Recorded | Number of Region Chairs Recorded | District Officers Vacancies ** |
| 119  | T(24)                                      | 39           | 0                   | 39          | 0%                                      | 1         | 0               | 1                      | 834                      | 0                                   | 834                         | 118     | 69       | 49   | 6.24%   | 788                        | 21                            | 44%                                  | 0                          | 0                                   | 18%                          | 21%                  | 10%                              | 5%                               | 5                              | 0                                | GST                            |
|  |  | 39           | 0                   | 39          | 0%                                      | 1         | 0               | 1                      | 834                      | 0                                   | 834                         | 118     | 69       | 49   | 6.24%   | 788                        | 21                            | 44%                                  | 0                          | 0                                   | 18%                          | 21%                  | 10%                              | 5%                               | 5                              | 0                                |                                |




District Health Assessment for District 121 through June 2025

|  |   | Clubs        |                              |             |   |           |                 |                                     | Membership                               |   |                                      |            |             |  |   | Member Strength                     |  | Cancellation                                     |                                     | Reports   |                                       |                               | Finance                                   | Leadership                                |  |  |   |
|--|---|--------------|------------------------------|-------------|---|-----------|-----------------|-------------------------------------|--|---|--------------------------------------|------------|-------------|--|---|-------------------------------------|--|--|-------------------------------------|---|---------------------------------------|-------------------------------|---|---|--|--|---|
| District Name  | Status/<br>Number<br>of Months<br>in Status * | Active Clubs | Clubs<br>in<br>Status<br>Quo | Total Clubs | % Status<br>Quo<br>in Financial<br>Suspension | New Clubs | Cancelled Clubs | YTD<br>Net<br>Club<br>Gain/<br>Loss | Current<br>Members<br>In Active<br>Clubs | Current<br>Members<br>In Status<br>Quo<br>Clubs | Current<br>Total<br>Members<br>Count | YTD<br>Add | YTD<br>Drop | YTD<br>NetGrowth<br>(includes<br>Active and<br>Status Quo) | YTD<br>NetGrowth%<br>(includes<br>Active and<br>Status Quo) | Member<br>Count 12<br>Months<br>Ago | Average<br>Member<br>Count<br>Per Club | % of<br>Clubs<br>with less<br>than 20<br>members | Average<br>Cancelled<br>Club<br>Age | Members<br>Lost<br>Due to<br>Cancelled<br>Clubs | % of<br>Clubs<br>Reporting<br>Service | % No<br>MMR<br>in<br>3 Months | % No<br>Officer<br>Report in<br>12 months | % of Clubs<br>with<br>balance<br>90+ days | Number<br>of<br>Zone<br>Chairs<br>Recorded | Number<br>of<br>Region<br>Chairs<br>Recorded | District<br>Officers<br>Vacancies<br>** |
| 121  | T(24)   | 48           | 0                            | 48          | 0%  | 2         | 1               | 1                                   | 952                                      | 0   | 952                                  | 116        | 76          | 40   | 4.39%   | 911                                 | 20                                     | 52%  | 20                                  | 0   | 44%                                   | 31%                           | 0%  | 2%  | 8  | 0  |   |
|  |   | 48           | 0                            | 48          | 0%  | 2         | 1               | 1                                   | 952                                      | 0   | 952                                  | 116        | 76          | 40   | 4.39%   | 911                                 | 20                                     | 52%  | 20                                  | 0   | 44%                                   | 31%                           | 0%  | 2%  | 8  | 0  |   |




District Health Assessment for District 122 through June 2025

|  |   | Clubs        |                              |             |   |           |                 |                                     | Membership                               |   |                                      |            |             |  |   | Member Strength                     |  | Cancellation                                     |                                     | Reports   |                                       |                               | Finance                                   | Leadership                                |  |  |   |
|--|---|--------------|------------------------------|-------------|---|-----------|-----------------|-------------------------------------|--|---|--------------------------------------|------------|-------------|--|---|-------------------------------------|--|--|-------------------------------------|---|---------------------------------------|-------------------------------|---|---|--|--|---|
| District Name  | Status/<br>Number<br>of Months<br>in Status * | Active Clubs | Clubs<br>in<br>Status<br>Quo | Total Clubs | % Status<br>Quo<br>in Financial<br>Suspension | New Clubs | Cancelled Clubs | YTD<br>Net<br>Club<br>Gain/<br>Loss | Current<br>Members<br>In Active<br>Clubs | Current<br>Members<br>In Status<br>Quo<br>Clubs | Current<br>Total<br>Members<br>Count | YTD<br>Add | YTD<br>Drop | YTD<br>NetGrowth<br>(includes<br>Active and<br>Status Quo) | YTD<br>NetGrowth%<br>(includes<br>Active and<br>Status Quo) | Member<br>Count 12<br>Months<br>Ago | Average<br>Member<br>Count<br>Per Club | % of<br>Clubs<br>with less<br>than 20<br>members | Average<br>Cancelled<br>Club<br>Age | Members<br>Lost<br>Due to<br>Cancelled<br>Clubs | % of<br>Clubs<br>Reporting<br>Service | % No<br>MMR<br>in<br>3 Months | % No<br>Officer<br>Report in<br>12 months | % of Clubs<br>with<br>balance<br>90+ days | Number<br>of<br>Zone<br>Chairs<br>Recorded | Number<br>of<br>Region<br>Chairs<br>Recorded | District<br>Officers<br>Vacancies<br>** |
| 122  | P   | 34           | 0                            | 34          | 0%  | 1         | 3               | -2                                  | 625                                      | 0   | 625                                  | 46         | 82          | -36  | -5.45%  | 661                                 | 18                                     | 56%  | 17                                  | 22  | 24%                                   | 41%                           | 0%  | 0%  | 11   | 2  |   |
|  |   | 34           | 0                            | 34          | 0%  | 1         | 3               | -2                                  | 625                                      | 0   | 625                                  | 46         | 82          | -36  | -5.45%  | 661                                 | 18                                     | 56%  | 17                                  | 22  | 24%                                   | 41%                           | 0%  | 0%  | 11   | 2  |   |



District Health Assessment for District 124 through June 2025

| <div></div> <div>Status/<br/>District<br/>Name</div> <div>Number<br/>of Months<br/>in Status *</div> |  | Clubs           |                              |                |  |              |                    |                                     | Membership                               |   |                                      |            |             |  |   | Member Strength                     |  | Cancellation                                     |                                     | Reports   |                                       |                               | Finance                                   | Leadership                                |  |  |   |
|--|--|-----------------|------------------------------|----------------|--|--------------|--------------------|-------------------------------------|--|---|--------------------------------------|------------|-------------|--|---|-------------------------------------|--|--|-------------------------------------|---|---------------------------------------|-------------------------------|---|---|--|--|---|
|  |  | Active<br>Clubs | Clubs<br>in<br>Status<br>Quo | Total<br>Clubs | % Status<br>Quo<br>Clubs<br>in Financial<br>Suspension | New<br>Clubs | Cancelled<br>Clubs | YTD<br>Net<br>Club<br>Gain/<br>Loss | Current<br>Members<br>In Active<br>Clubs | Current<br>Members<br>In Status<br>Quo<br>Clubs | Current<br>Total<br>Members<br>Count | YTD<br>Add | YTD<br>Drop | YTD<br>NetGrowth<br>(includes<br>Active and<br>Status Quo) | YTD<br>NetGrowth%<br>(includes<br>Active and<br>Status Quo) | Member<br>Count 12<br>Months<br>Ago | Average<br>Member<br>Count<br>Per Club | % of<br>Clubs<br>with less<br>than 20<br>members | Average<br>Cancelled<br>Club<br>Age | Members<br>Lost<br>Due to<br>Cancelled<br>Clubs | % of<br>Clubs<br>Reporting<br>Service | % No<br>MMR<br>in<br>3 Months | % No<br>Officer<br>Report in<br>12 months | % of Clubs<br>with<br>balance<br>90+ days | Number<br>of<br>Zone<br>Chairs<br>Recorded | Number<br>of<br>Region<br>Chairs<br>Recorded | District<br>Officers<br>Vacancies<br>** |
| 124  |  | 86              | 0                            | 86             | 0%   | 6            | 3                  | 3                                   | 1768                                     | 0   | 1768                                 | 312        | 256         | 56   | 3.27%   | 1,712                               | 21                                     | 49%  | 7                                   | 43  | 57%                                   | 29%                           | 3%  | 3%  | 19   | 7  |   |
|  |  | 86              | 0                            | 86             | 0%   | 6            | 3                  | 3                                   | 1768                                     | 0   | 1768                                 | 312        | 256         | 56   | 3.27%   | 1,712                               | 21                                     | 49%  | 7                                   | 43  | 57%                                   | 29%                           | 3%  | 3%  | 19   | 7  |   |



District Health Assessment for Ident 5811 - BOSNIA & HERZEGOVINA - UND through June 2025

| Status/<br>District<br>Name of Months<br>in Status * |  | Clubs           |                              |                |   |              |                    |                                     | Membership                               |   |                                      |            |             |  |   | Member Strength                     |  | Cancellation                                     |                                     | Reports   |                                       |                               | Finance                                   | Leadership                                |  |  |   |
|--|--|-----------------|------------------------------|----------------|---|--------------|--------------------|-------------------------------------|--|---|--------------------------------------|------------|-------------|--|---|-------------------------------------|--|--|-------------------------------------|---|---------------------------------------|-------------------------------|---|---|--|--|---|
|  |  | Active<br>Clubs | Clubs<br>in<br>Status<br>Quo | Total<br>Clubs | % Status<br>Quo<br>in Financial<br>Suspension | New<br>Clubs | Cancelled<br>Clubs | YTD<br>Net<br>Club<br>Gain/<br>Loss | Current<br>Members<br>In Active<br>Clubs | Current<br>Members<br>In Status<br>Quo<br>Clubs | Current<br>Total<br>Members<br>Count | YTD<br>Add | YTD<br>Drop | YTD<br>NetGrowth<br>(includes<br>Active and<br>Status Quo) | YTD<br>NetGrowth%<br>(includes<br>Active and<br>Status Quo) | Member<br>Count 12<br>Months<br>Ago | Average<br>Member<br>Count<br>Per Club | % of<br>Clubs<br>with less<br>than 20<br>members | Average<br>Cancelled<br>Club<br>Age | Members<br>Lost<br>Due to<br>Cancelled<br>Clubs | % of<br>Clubs<br>Reporting<br>Service | % No<br>MMR<br>in<br>3 Months | % No<br>Officer<br>Report in<br>12 months | % of Clubs<br>with<br>balance<br>90+ days | Number<br>of<br>Zone<br>Chairs<br>Recorded | Number<br>of<br>Region<br>Chairs<br>Recorded | District<br>Officers<br>Vacancies<br>** |
| Ident 5811 -<br>BOSNIA &<br>HERZEGOVINA              |  | 4               | 0                            | 4              | 0%  | 0            | 0                  | 0                                   | 65                                       | 0   | 65                                   | 1          | 6           | -5   | -7.14%  | 70                                  | 16                                     | 75%  | 0                                   | 0   | 25%                                   | 75%                           | 0%  | 0%  | 0  | 0  |   |
|  |  | 4               | 0                            | 4              | 0%  | 0            | 0                  | 0                                   | 65                                       | 0   | 65                                   | 1          | 6           | -5   | -7.14%  | 70                                  | 16                                     | 75%  | 0                                   | 0   | 25%                                   | 75%                           | 0%  | 0%  | 0  | 0  |   |



District Health Assessment for Ident 5823 - REP OF TAJIKISTAN - UND through June 2025

| Status/<br>District<br>Name of Months<br>in Status * |  | Clubs           |                              |                |   |              |                    |                                     | Membership                               |   |                                      |            |             |  |   | Member Strength                     |  | Cancellation                                     |                                     | Reports   |                                       |                               | Finance                                   |   | Leadership                                 |  |   |
|--|--|-----------------|------------------------------|----------------|---|--------------|--------------------|-------------------------------------|--|---|--------------------------------------|------------|-------------|--|---|-------------------------------------|--|--|-------------------------------------|---|---------------------------------------|-------------------------------|---|---|--|--|---|
|  |  | Active<br>Clubs | Clubs<br>in<br>Status<br>Quo | Total<br>Clubs | % Status<br>Quo<br>in Financial<br>Suspension | New<br>Clubs | Cancelled<br>Clubs | YTD<br>Net<br>Club<br>Gain/<br>Loss | Current<br>Members<br>In Active<br>Clubs | Current<br>Members<br>In Status<br>Quo<br>Clubs | Current<br>Total<br>Members<br>Count | YTD<br>Add | YTD<br>Drop | YTD<br>NetGrowth<br>(includes<br>Active and<br>Status Quo) | YTD<br>NetGrowth%<br>(includes<br>Active and<br>Status Quo) | Member<br>Count 12<br>Months<br>Ago | Average<br>Member<br>Count<br>Per Club | % of<br>Clubs<br>with less<br>than 20<br>members | Average<br>Cancelled<br>Club<br>Age | Members<br>Lost<br>Due to<br>Cancelled<br>Clubs | % of<br>Clubs<br>Reporting<br>Service | % No<br>MMR<br>in<br>3 Months | % No<br>Officer<br>Report in<br>12 months | % of Clubs<br>with<br>balance<br>90+ days | Number<br>of<br>Zone<br>Chairs<br>Recorded | Number<br>of<br>Region<br>Chairs<br>Recorded | District<br>Officers<br>Vacancies<br>** |
| Ident 5823 - REP<br>OF TAJIKISTAN                    |  | 1               | 0                            | 1              | 0%  | 0            | 1                  | -1                                  | 20                                       | 0   | 20                                   | 0          | 18          | -18  | -47.37%   | 38                                  | 20                                     | 0%   | 2                                   | 18  | 100%                                  | 0%                            | 0%  | 100%                                      | 0  | 0  |   |
|  |  | 1               | 0                            | 1              | 0%  | 0            | 1                  | -1                                  | 20                                       | 0   | 20                                   | 0          | 18          | -18  | -47.37%   | 38                                  | 20                                     | 0%   | 2                                   | 18  | 100%                                  | 0%                            | 0%  | 100%                                      | 0  | 0  |   |




District Health Assessment for Ident 5831 - REP OF KYRGYZSTAN - UND through June 2025

| Status/<br>District<br>Name of Months<br>in Status * |  | Clubs           |                              |                |  |              |                    |                                     | Membership                               |   |                                      |            |             |  |   | Member Strength                     |  | Cancellation                                     |                                     | Reports   |                                       |                               | Finance                                   |   | Leadership                                 |  |   |
|--|--|-----------------|------------------------------|----------------|--|--------------|--------------------|-------------------------------------|--|---|--------------------------------------|------------|-------------|--|---|-------------------------------------|--|--|-------------------------------------|---|---------------------------------------|-------------------------------|---|---|--|--|---|
|  |  | Active<br>Clubs | Clubs<br>in<br>Status<br>Quo | Total<br>Clubs | % Status<br>Quo<br>Clubs<br>in Financial<br>Suspension | New<br>Clubs | Cancelled<br>Clubs | YTD<br>Net<br>Club<br>Gain/<br>Loss | Current<br>Members<br>In Active<br>Clubs | Current<br>Members<br>In Status<br>Quo<br>Clubs | Current<br>Total<br>Members<br>Count | YTD<br>Add | YTD<br>Drop | YTD<br>NetGrowth<br>(includes<br>Active and<br>Status Quo) | YTD<br>NetGrowth%<br>(includes<br>Active and<br>Status Quo) | Member<br>Count 12<br>Months<br>Ago | Average<br>Member<br>Count<br>Per Club | % of<br>Clubs<br>with less<br>than 20<br>members | Average<br>Cancelled<br>Club<br>Age | Members<br>Lost<br>Due to<br>Cancelled<br>Clubs | % of<br>Clubs<br>Reporting<br>Service | % No<br>MMR<br>in<br>3 Months | % No<br>Officer<br>Report in<br>12 months | % of Clubs<br>with<br>balance<br>90+ days | Number<br>of<br>Zone<br>Chairs<br>Recorded | Number<br>of<br>Region<br>Chairs<br>Recorded | District<br>Officers<br>Vacancies<br>** |
| Ident 5831 - REP<br>OF KYRGYZSTAN                    |  | 0               | 0                            | 0              | 0%   | 0            | 1                  | -1                                  | 0  | 0   | 0                                    | 0          | 6           | -6   | -100.00%  | 6                                   | 0                                      | 0%   | 13                                  | 6   | 0%                                    | 0%                            | 0%  | 0%  | 0  | 0  |   |
|  |  | 0               | 0                            | 0              | 0%   | 0            | 1                  | -1                                  | 0  | 0   | 0                                    | 0          | 6           | -6   | -100.00%  | 6                                   | 0                                      | 0%   | 13                                  | 6   | 0%                                    | 0%                            | 0%  | 0%  | 0  | 0  |   |



District Health Assessment for Ident 5839 - BELARUS REP. - UND through June 2025

|  Status/<br>District Name |  | Clubs        |                     |             |  |           |                 |                        | Membership                      |                                     |                             |         |          |  |   | Member Strength            |                               | Cancellation                         |                            | Reports                             |                              |                      | Finance                          | Leadership                       |                                |                                  |
|---|--|--------------|---------------------|-------------|--|-----------|-----------------|------------------------|---------------------------------|-------------------------------------|-----------------------------|---------|----------|--|---|----------------------------|-------------------------------|--------------------------------------|----------------------------|-------------------------------------|------------------------------|----------------------|----------------------------------|----------------------------------|--------------------------------|----------------------------------|
|   |  | Active Clubs | Clubs in Status Quo | Total Clubs | % Status Quo Clubs in Financial Suspension | New Clubs | Cancelled Clubs | YTD Net Club Gain/Loss | Current Members In Active Clubs | Current Members In Status Quo Clubs | Current Total Members Count | YTD Add | YTD Drop | YTD NetGrowth (includes Active and Status Quo) | YTD NetGrowth% (includes Active and Status Quo) | Member Count 12 Months Ago | Average Member Count Per Club | % of Clubs with less than 20 members | Average Cancelled Club Age | Members Lost Due to Cancelled Clubs | % of Clubs Reporting Service | % No MMR in 3 Months | % No Officer Report in 12 months | % of Clubs with balance 90+ days | Number of Zone Chairs Recorded | Number of Region Chairs Recorded |
| Ident 5839 - BELARUS REP.   |  | 0            | 3                   | 3           | 0%   | 0         | 0               | 0                      | 40                              | 40                                  | 0                           | 0       | 0        | 0.00%  | 40  | 0                          | 100%                          | 0                                    | 0                          | 0%                                  | 100%                         | 100%                 | 33%                              | 0                                | 0                              |                                  |
|   |  | 0            | 3                   | 3           | 0%   | 0         | 0               | 0                      | 40                              | 40                                  | 0                           | 0       | 0        | 0.00%  | 40  | 0                          | 100%                          | 0                                    | 0                          | 0%                                  | 100%                         | 100%                 | 33%                              | 0                                | 0                              |                                  |





District Health Assessment for Ident 5863 - REP OF MOLDOVA - UND through June 2025

| Status/<br>District Name<br>of Months<br>in Status * |  | Clubs        |                     |             |  |           |                 |                        | Membership                      |                                     |                             |         |          |  |   | Member Strength            |                               | Cancellation                         |                            | Reports                             |                              |                      | Finance                          |                                  | Leadership                     |                                  |                                |
|--|--|--------------|---------------------|-------------|--|-----------|-----------------|------------------------|---------------------------------|-------------------------------------|-----------------------------|---------|----------|--|---|----------------------------|-------------------------------|--------------------------------------|----------------------------|-------------------------------------|------------------------------|----------------------|----------------------------------|----------------------------------|--------------------------------|----------------------------------|--------------------------------|
|  |  | Active Clubs | Clubs in Status Quo | Total Clubs | % Status Quo Clubs in Financial Suspension | New Clubs | Cancelled Clubs | YTD Net Club Gain/Loss | Current Members In Active Clubs | Current Members In Status Quo Clubs | Current Total Members Count | YTD Add | YTD Drop | YTD NetGrowth (includes Active and Status Quo) | YTD NetGrowth% (includes Active and Status Quo) | Member Count 12 Months Ago | Average Member Count Per Club | % of Clubs with less than 20 members | Average Cancelled Club Age | Members Lost Due to Cancelled Clubs | % of Clubs Reporting Service | % No MMR in 3 Months | % No Officer Report in 12 months | % of Clubs with balance 90+ days | Number of Zone Chairs Recorded | Number of Region Chairs Recorded | District Officers Vacancies ** |
| Ident 5863 - REP OF MOLDOVA                          |  | 7            | 0                   | 7           | 0%   | 0         | 0               | 0                      | 102                             | 0                                   | 102                         | 2       | 32       | -30  | -22.73%   | 132                        | 15                            | 100%                                 | 0                          | 0                                   | 0%                           | 29%                  | 14%                              | 0%                               | 0                              | 0                                |                                |
|  |  | 7            | 0                   | 7           | 0%   | 0         | 0               | 0                      | 102                             | 0                                   | 102                         | 2       | 32       | -30  | -22.73%   | 132                        | 15                            | 100%                                 | 0                          | 0                                   | 0%                           | 29%                  | 14%                              | 0%                               | 0                              | 0                                |                                |



District Health Assessment for Ident 5935 - SERBIA - UND through June 2025

| Status/<br>District Name |  | Clubs        |                     |             |  |           |                 |                        | Membership                      |                                     |                             |         |          |  |   | Member Strength            |                               | Cancellation                         |                            | Reports                             |                              |                      | Finance                          | Leadership                       |                                |                                  |                                |
|--------------------------|--|--------------|---------------------|-------------|--|-----------|-----------------|------------------------|---------------------------------|-------------------------------------|-----------------------------|---------|----------|--|---|----------------------------|-------------------------------|--------------------------------------|----------------------------|-------------------------------------|------------------------------|----------------------|----------------------------------|----------------------------------|--------------------------------|----------------------------------|--------------------------------|
|                          |  | Active Clubs | Clubs in Status Quo | Total Clubs | % Status Quo Clubs in Financial Suspension | New Clubs | Cancelled Clubs | YTD Net Club Gain/Loss | Current Members In Active Clubs | Current Members In Status Quo Clubs | Current Total Members Count | YTD Add | YTD Drop | YTD NetGrowth (includes Active and Status Quo) | YTD NetGrowth% (includes Active and Status Quo) | Member Count 12 Months Ago | Average Member Count Per Club | % of Clubs with less than 20 members | Average Cancelled Club Age | Members Lost Due to Cancelled Clubs | % of Clubs Reporting Service | % No MMR in 3 Months | % No Officer Report in 12 months | % of Clubs with balance 90+ days | Number of Zone Chairs Recorded | Number of Region Chairs Recorded | District Officers Vacancies ** |
| Ident 5935 - SERBIA      |  | 4            | 0                   | 4           | 0%   | 0         | 1               | -1                     | 53                              | 0                                   | 53                          | 15      | 18       | -3   | -5.36%  | 56                         | 13                            | 75%                                  | 5                          | 7                                   | 50%                          | 0%                   | 0%                               | 0%                               | 0                              | 0                                |                                |
|                          |  | 4            | 0                   | 4           | 0%   | 0         | 1               | -1                     | 53                              | 0                                   | 53                          | 15      | 18       | -3   | -5.36%  | 56                         | 13                            | 75%                                  | 5                          | 7                                   | 50%                          | 0%                   | 0%                               | 0%                               | 0                              | 0                                |                                |



District Health Assessment for Ident 5951 - KAZAKHSTAN - UND through June 2025

| Status/<br>District<br>Name of Months<br>in Status * |  | Clubs           |                              |                |  |              |                    |                                     | Membership                               |   |                                      |            |             |  |   | Member Strength                     |  | Cancellation                                     |                                     | Reports   |                                       |                               | Finance                                   | Leadership                                |  |  |   |
|--|--|-----------------|------------------------------|----------------|--|--------------|--------------------|-------------------------------------|--|---|--------------------------------------|------------|-------------|--|---|-------------------------------------|--|--|-------------------------------------|---|---------------------------------------|-------------------------------|---|---|--|--|---|
|  |  | Active<br>Clubs | Clubs<br>in<br>Status<br>Quo | Total<br>Clubs | % Status<br>Quo<br>Clubs<br>in Financial<br>Suspension | New<br>Clubs | Cancelled<br>Clubs | YTD<br>Net<br>Club<br>Gain/<br>Loss | Current<br>Members<br>In Active<br>Clubs | Current<br>Members<br>In Status<br>Quo<br>Clubs | Current<br>Total<br>Members<br>Count | YTD<br>Add | YTD<br>Drop | YTD<br>NetGrowth<br>(includes<br>Active and<br>Status Quo) | YTD<br>NetGrowth%<br>(includes<br>Active and<br>Status Quo) | Member<br>Count 12<br>Months<br>Ago | Average<br>Member<br>Count<br>Per Club | % of<br>Clubs<br>with less<br>than 20<br>members | Average<br>Cancelled<br>Club<br>Age | Members<br>Lost<br>Due to<br>Cancelled<br>Clubs | % of<br>Clubs<br>Reporting<br>Service | % No<br>MMR<br>in<br>3 Months | % No<br>Officer<br>Report in<br>12 months | % of Clubs<br>with<br>balance<br>90+ days | Number<br>of<br>Zone<br>Chairs<br>Recorded | Number<br>of<br>Region<br>Chairs<br>Recorded | District<br>Officers<br>Vacancies<br>** |
| Ident 5951 -<br>KAZAKHSTAN                           |  | 1               | 0                            | 1              | 0%   | 0            | 0                  | 0                                   | 26                                       | 0   | 26                                   | 11         | 6           | 5  | 23.81%  | 21                                  | 26                                     | 0%   | 0                                   | 0   | 0%                                    | 0%                            | 0%  | 0%  | 0  | 0  |   |
|  |  | 1               | 0                            | 1              | 0%   | 0            | 0                  | 0                                   | 26                                       | 0   | 26                                   | 11         | 6           | 5  | 23.81%  | 21                                  | 26                                     | 0%   | 0                                   | 0   | 0%                                    | 0%                            | 0%  | 0%  | 0  | 0  |   |

\* - District Status: P - Provisional, T - Transitional.  
\*\* - District Officers Vacancies: DG - District Governor, 1st VDG - First Vice District Governor, 2nd VDG - Second Vice District Governor.